

Counter Chiller & Freezer, 1 Section - 1 Door & 2 Drawers

CONSTRUCTION & FEATURES

- Construction of 304 stainless steel exterior/interior
- Interior with radius corners for hygiene
- Body construction of 50 mm thickness injection with high density polyurethane insulation for excellent thermal efficiency with low global warming potential (GWP) and zero ozone depletion potential (ODP).
- Stainless handle reversible self-closing doors
- Tropicalised condensing unit. Guaranteed efficient operation up to +43°C ambient environment.
- Fast cooling system technology with efficient forced air cooled system for food freshness.
- Ventilated refrigeration evaporator with anti-corrosion coating for hygiene and quality.
- HACCP compliant smart electronic control panel for easy operation and performance, featuring clear and precise temperature display.
- Adjustable removable anti-tilt shelf supports and shelving system to prevent fallout.
- Automatic defrost, defrost water is vaporized with heat recovery (No drain connection required)
- Replaceable magnetic gaskets door frame anti-condensation system, easy to clean and change.
- Accommodates 2/1 GN size
- Fitted with LED lighting with on/off door switch
- SS 304 stainless steel legs adjustable 100/150 mm



OPTIONAL:

Different designs of handles, castors or skirting, additional shelving, SS#304 shelves, SS#304 back and base, heated glass door, internal LED light, remote CDU, double temp. control system, combination of door and drawers, pass thru type, color finishings.

SPECIFICATIONS



Item Name	Chiller	Freezer	Chiller	Freezer
Model	TCH-2G1D	TCL-2G1D	TCH-2G1D-DR	TCL-2G1D-DR
Temperature (°C)	+1/+4°C	(-22)/(-18)°C	+1/+4°C	(-22)/(-18)°C
Dimension	1065 x 780 x 850mmH			
Power (W)	770	880	770	880
Voltage	220V/1PH/50Hz			
Capacity (L)	214			
Refrigerant	R134a	R404a	R134a	R404a
Shelves / Tray GN2/1*	2			
Defrost	Off cycle	Electric	Off cycle	Electric

**GN trays will be in optional order.*

HIGHLIGHTS



HIGH QUALITY STAINLESS STEEL
High quality stainless steel guarantees good-looking, durability, hygiene and corrosion resistance over time.



INSULATION THICKNESS
The 50mm thick insulation ensures lower heat loss, reduces work of the compressor, therefore lower energy consumption.



INTELLIGENT DEFROST
Intelligent defrost changes according to the actual presence of frost. The system runs for the minimum time required.



EVAPORATION SYSTEM
The automatic evaporation of condensing water is activated only in the presence of water produced as a result of a defrost cycle.

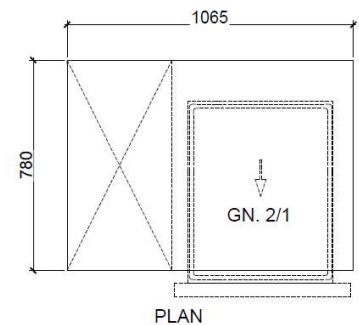
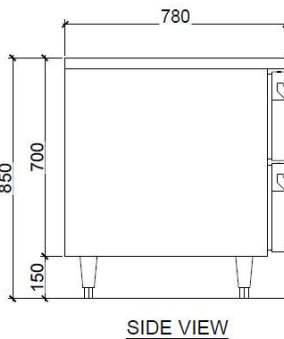
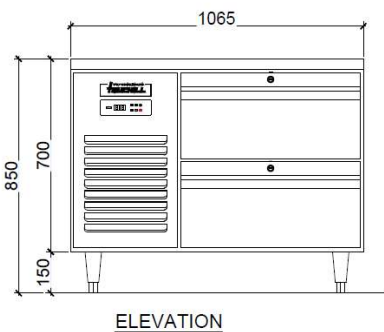
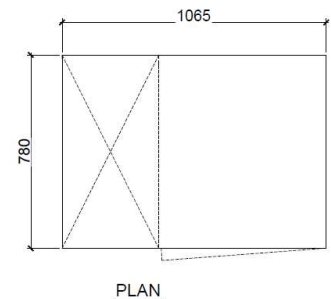
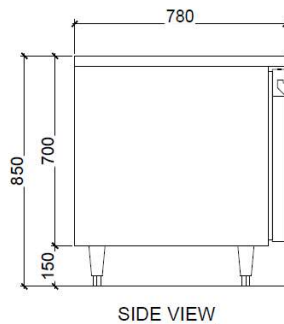
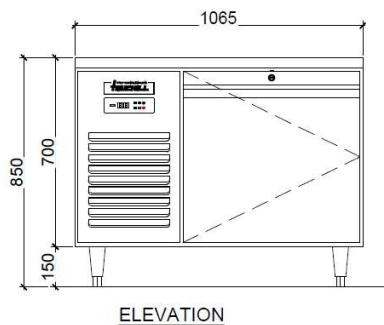


CONSTANT TEMPERATURE
The fans stop when the door is opened to reduce temperature changes and consequently reduce the work of the compressor.



TROPICALIZED CDU
Tropicalized low-noise compressor for powerful operation in hi-temp ambient environment. Stable and durable.

TECHNICAL DRAWINGS



Counter Chiller & Freezer, 2 Sections - 2 Doors & 4 Drawers

CONSTRUCTION & FEATURES

- Construction of 304 stainless steel exterior/interior
- Interior with radius corners for hygiene
- Body construction of 50 mm thickness injection with high density polyurethane insulation for excellent thermal efficiency with low global warming potential (GWP) and zero ozone depletion potential (ODP).
- Stainless handle reversible self-closing doors
- Tropicalised condensing unit. Guaranteed efficient operation up to +43°C ambient environment.
- Fast cooling system technology with efficient forced air cooled system for food freshness.
- Ventilated refrigeration evaporator with anti-corrosion coating for hygiene and quality.
- HACCP compliant smart electronic control panel for easy operation and performance, featuring clear and precise temperature display.
- Adjustable removable anti-tilt shelf supports and shelving system to prevent fallout.
- Automatic defrost, defrost water is vaporized with heat recovery (No drain connection required)
- Replaceable magnetic gaskets door frame anti-condensation system, easy to clean and change.
- Accommodates 2/1 GN size
- Fitted with LED lighting with on/off door switch
- SS 304 stainless steel legs adjustable 100/150 mm



OPTIONAL:

Different designs of handles, castors or skirting, additional shelving, SS#304 shelves, SS#304 back and base, heated glass door, internal LED light, remote CDU, double temp. control system, combination of door and drawers, pass thru type, color finishings.

SPECIFICATIONS



Item Name	Chiller	Freezer	Chiller	Freezer
Model	TCH-2G2D	TCL-2G2D	TCH-2G2D-DR	TCL-2G2D-DR
Temperature (°C)	+1/+4°C	(-22)/(-18)°C	+1/+4°C	(-22)/(-18)°C
Dimension	1730 x 780 x 850mmH			
Power (W)	770	990	770	990
Voltage	220V/1Ph/50Hz			
Capacity (L)	455			
Refrigerant	R134a	R404a	R134a	R404a
Shelves / Tray GN2/1*	4			
Defrost	Off cycle	Electric	Off cycle	Electric

*GN trays will be in optional order.

HIGHLIGHTS



HIGH QUALITY STAINLESS STEEL
High quality stainless steel guarantees good-looking, durability, hygiene and corrosion resistance over time.



INSULATION THICKNESS
The 50mm thick insulation ensures lower heat loss, reduces work of the compressor, therefore lower energy consumption.



INTELLIGENT DEFROST
Intelligent defrost changes according to the actual presence of frost. The system runs for the minimum time required.



EVAPORATION SYSTEM
The automatic evaporation of condensing water is activated only in the presence of water produced as a result of a defrost cycle.

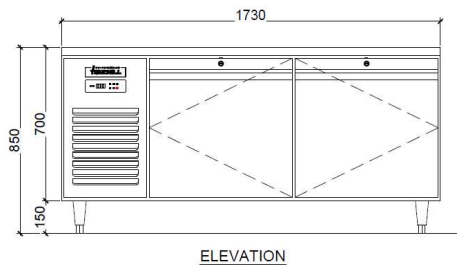


CONSTANT TEMPERATURE
The fans stop when the door is opened to reduce temperature changes and consequently reduce the work of the compressor.

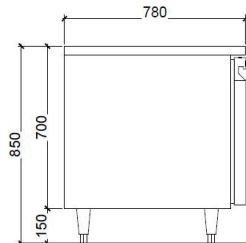


TROPICALIZED CDU
Tropicalized low-noise compressor for powerful operation in hi-temp ambient environment. Stable and durable.

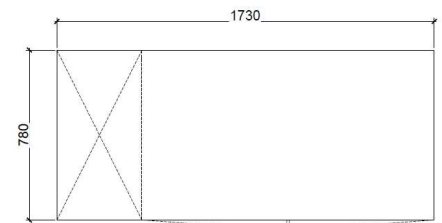
TECHNICAL DRAWINGS



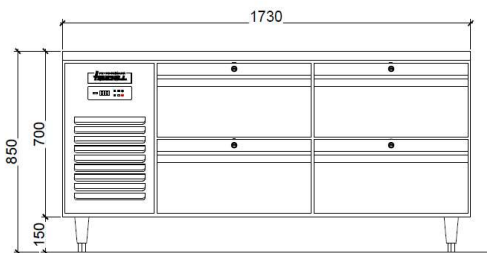
ELEVATION



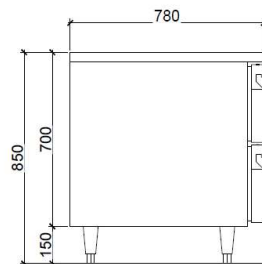
SIDE VIEW



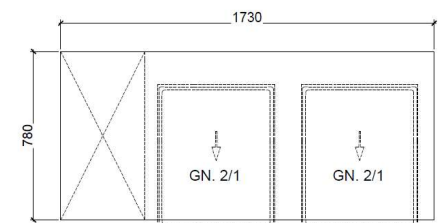
PLAN



ELEVATION



SIDE VIEW



PLAN

Counter Chiller & Freezer, 2 Sections - 2 Doors & 4 Drawers

CONSTRUCTION & FEATURES

- Construction of 304 stainless steel exterior/interior
- Interior with radius corners for hygiene
- Body construction of 50 mm thickness injection with high density polyurethane insulation for excellent thermal efficiency with low global warming potential (GWP) and zero ozone depletion potential (ODP).
- Stainless handle reversible self-closing doors
- Tropicalised condensing unit. Guaranteed efficient operation up to +43°C ambient environment.
- Fast cooling system technology with efficient forced air cooled system for food freshness.
- Ventilated refrigeration evaporator with anti-corrosion coating for hygiene and quality.
- HACCP compliant smart electronic control panel for easy operation and performance, featuring clear and precise temperature display.
- Adjustable removable anti-tilt shelf supports and shelving system to prevent fallout.
- Automatic defrost, defrost water is vaporized with heat recovery (No drain connection required)
- Replaceable magnetic gaskets door frame anti-condensation system, easy to clean and change.
- Accommodates 2/1 GN size
- Fitted with LED lighting with on/off door switch
- SS 304 stainless steel legs adjustable 100/150 mm



OPTIONAL:

Different designs of handles, castors or skirting, additional shelving, SS#304 shelves, SS#304 back and base, heated glass door, internal LED light, remote CDU, double temp. control system, combination of door and drawers, pass thru type, color finishings.

SPECIFICATIONS



Item Name	Chiller	Freezer	Chiller	Freezer
Model	TCH-2G3D	TCL-2G3D	TCH-2G3D-DR	TCL-2G3D-DR
Temperature (°C)	+1/+4°C	(-22)/(-18)°C	+1/+4°C	(-22)/(-18)°C
Dimension	2395 x 780 x 850mmH			
Power (W)	880	1105	880	1105
Voltage	220V/1Ph/50Hz			
Capacity (L)	701			
Refrigerant	R134a	R404a	R134a	R404a
Shelves / Tray GN2/1*	6			
Defrost	Off cycle	Electric	Off cycle	Electric

*GN trays will be in optional order.

HIGHLIGHTS



HIGH QUALITY STAINLESS STEEL
High quality stainless steel guarantees good-looking, durability, hygiene and corrosion resistance over time.



INSULATION THICKNESS
The 50mm thick insulation ensures lower heat loss, reduces work of the compressor, therefore lower energy consumption.



INTELLIGENT DEFROST
Intelligent defrost changes according to the actual presence of frost. The system runs for the minimum time required.



EVAPORATION SYSTEM
The automatic evaporation of condensing water is activated only in the presence of water produced as a result of a defrost cycle.

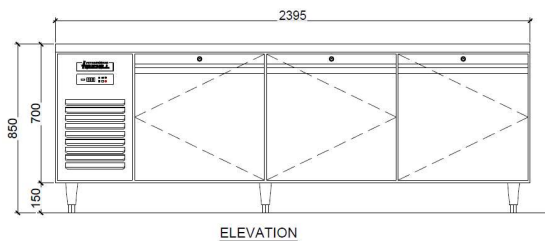


CONSTANT TEMPERATURE
The fans stop when the door is opened to reduce temperature changes and consequently reduce the work of the compressor.

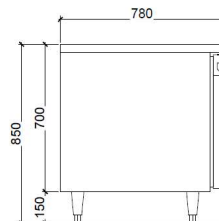


TROPICALIZED CDU
Tropicalized low-noise compressor for powerful operation in hi-temp ambient environment. Stable and durable.

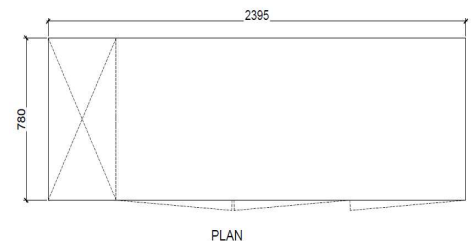
TECHNICAL DRAWINGS



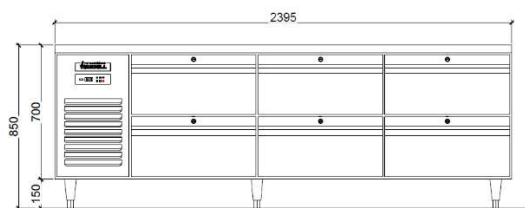
ELEVATION



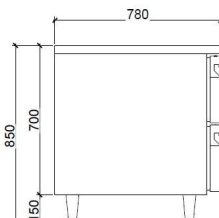
SIDE VIEW



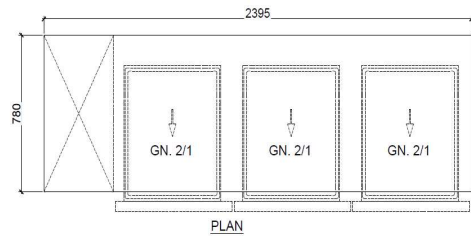
PLAN



ELEVATION



SIDE VIEW



PLAN